RENSSELAER COUNTY DEPARTMENT of HEALTH

Kathleen M. Jimino
County Executive

Mary Fran Wachunas
Public Health Director

May 15, 2017

Troy Land Bank
200 Broadway, Suite 204
Troy, NY 12180

RE: Lead Paint Hazard Assessment
899 River Str., 1st and 2nd Fls.
Troy, NY 12180

RESPONSE REQUIRED BY:
May 29, 2017

Dear Property Owner:

A lead hazard assessment was performed on **04/18/2017** and on at the above referenced dwelling by our subcontractor, Rensselaer County Cornell Cooperative Extension. On that date, the existence of "conditions conducive to lead poisoning" was verified.

Pursuant to Section 1373 of the New York State Public Health Law, this letter serves as the required "Notice and Demand" for the discontinuance of conditions conducive to lead poisoning. A "condition conducive to lead poisoning" is defined as a surface that contains more than 0.5% lead by weight or more than 1.0 mg/cm2 of lead and is either in deteriorating condition, an accessible mouthable surface, or subject to friction or abrasion. Measurement of lead in surface coatings was determined by laboratory analysis of paint chips samples and/or with a special calibrated field instrument known as an x-ray fluorescence analyzer. Those surface locations or building components that are conditions conducive to lead poisoning are noted on the attached Environmental Lead Investigation Report.

Initial steps should immediately be taken to minimize further exposure to lead and lead dust. These initial steps include:

1. Restricting access to any areas where leaded paint is in disrepair;
2. Wet cleaning or wet mopping of all surfaces that may contain lead dust and;
3. Removing any large visible paint chips from areas accessible to children. (Hepa Vac only) It is important that the person performing these operations be aware of the significance of these measures in reducing lead exposure.

There are a variety of methods to eliminate conditions conducive to lead poisoning; some of which require an EPA certified contractor and some which do not. Cleaning, paint stabilization and on-going maintenance are interim controls. Abatement is lead paint removal, replacement, enclosure or encapsulation of specific building components. Interim controls will eliminate the lead hazards and conditions conducive to lead poisoning. Abatement will also eliminate the lead hazards and conditions conducive to lead poisoning, but in addition eliminates any potential for future exposure to lead paint surfaces on the abated component.

As of April 22, 2010, any work conducted for compensation, including rent, in pre-1978 housing or child-occupied facilities that involves renovation, repair, or painting activities that disrupts more than 6 square feet of painted surfaces per room on the interior, or more than 20 square feet of painted surfaces on the exterior, or that involves demolition or window replacement will need to be conducted by an EPA certified renovation firm.

PRIOR TO COMMENCING ANY LEAD HAZARD CONTROL ACTIVITIES OTHER THAN INITIAL STEPS NOTED ABOVE, YOU ARE REQUESTED TO PREPARE AND SUBMIT A WRITTEN, DETAILED WORKPLAN (ATTACHED) TO THIS DEPARTMENT WITHIN 14 DAYS OF THIS NOTICE OUTLINING THE METHODS YOU WILL USE TO CORRECT THE "CONDITION CONDUCIVE TO LEAD POISONING." Surfaces that are coated with lead paint but are intact, inaccessible to children and/or not subject to friction do not have to be repaired. It is, however, recommended that these surfaces be monitored to assure they do not deteriorate and become in "a condition conducive to lead poisoning."

During certain work activities, all or part of the dwelling unit may have to be vacated to prevent exposure to lead dust and/or lead paint particles. This could include only leaving the dwelling during those periods when work activities are in progress or, in some cases, temporarily relocating for an extended time period. You and the contractor will be responsible to advise the child's parents/guardians of this necessary action. In all cases, the work area must be properly cleaned at the end of each day. **Children and pregnant women must never go near the work area.**

FAILURE TO COMPLY WITH THE ACTIONS AND DEADLINES INCLUDED IN THIS NOTICE OF DEMAND WILL BE CAUSE FOR LEGAL ACTION AND MAY RESULT IN THE ASSESSMENT OF PENALTIES UP TO $2,000 UNDER THE PROVISIONS OF THE PUBLIC HEALTH LAW.

Any change in tenancy will not be considered a correction of these conditions, if the dwelling becomes vacant, the dwelling unit shall not be re-occupied until a representative of this office certifies that the required corrections in the notice have been satisfactorily completed.

Please also be aware that the federal Residential Lead-Based Paint Hazard Reduction Act, 42 U.S.C. 4852d, requires sellers and landlords of most residential housing built before 1978 to disclose all available records and reports concerning lead-based paint and/or lead-based paint hazards, <u>including the test results contained in this notice,</u> to

purchasers and tenants at the time of sale or lease or upon lease renewal. This disclosure must occur even if hazard reduction or abatement has been completed.

Failure to disclose these test results is a violation of the U.S. Department of Housing and Urban Development and the U.S. Environmental Protection Agency regulations at 24 CFR Part 35 and 40 CFR Part 745 respectively, and can result in a fine of up to $11,000 per violation. If you wish to find out more about your obligations to comply with Federal regulations, call (1-800-424-LEAD).

Please contact Deanna Miller at (518) 270-2640 regarding acceptable lead hazard reduction methods as well as those requiring an EPA certified contractor and your work plan or if you have any other questions.

Sincerely,

Mary Fran Wachunas

Mary Fran Wachunas
Public Health Director

Enc: Inspection Report
Work Plan
Lead Paint Safety Field guide
EPA 747-K-99-001
Remediation Assistance Form

Cc: Code Enforcement
TRIP

RENSSELAER COUNTY DEPARTMENT of HEALTH

Kathleen M. Jimino
County Executive

Mary Fran Wachunas
Public Health Director

Primary Lead Prevention Program

Consent for Services

I, Ryan Hemendinger, hereby consent to receive services from the Primary Lead Prevention Education Program of Rensselaer County. I acknowledge that by giving this consent:

I will be visited by a Lead Risk Assessor to perform all or any of the following services:

- Visual interior and exterior assessment
- Soil sampling
- Dust wipe sampling
- XRF (X-Ray Fluorescence) testing for lead based paint
- Digital photographs may be taken as part of the lead risk assessment
- Education on how to protect myself and/or my family from lead

I acknowledge that I have read and understood this form, including all portions below my signature.

Signature of Client: _____

Printed Name of Client: Ryan Hemendinger

Date: 4/18/17

Address of Client and/or where assessment is taking place:

899 River St 1st floor Troy NY 12180

Phone Number: 518-328-0244

Optional: ____yes, I would like the Healthy Neighborhoods Program to contact me. Healthy Neighborhoods offer a variety of overall health safety products and education.

____no, I am not interested in the Healthy Neighborhoods Program.

____yes, I would like to receive information and communication through email.

Email_____

Risk Assessor Signature: _____

Date: 4.18.17

Note: If hazards are identified, the homeowner will be required to remediate all conditions conducive to lead poisoning pursuant to Section 1373 of the New York State Public Health Law as stated in the Notice and Demand that will be issued to the property owner upon hazard notification.
Please also be aware that the federal Residential Lead-Based Paint Hazard Reduction Act, 42 U.S.C. 4852d, requires sellers and landlords of most residential housing built before 1978 to disclose all available records and reports concerning lead-based paint and/or lead-based paint hazards, to purchasers and tenants at the time of sale or lease or upon lease renewal. This disclosure must occur even if hazard reduction or abatement has been completed.

Cornell University
Cooperative Extension
Rensselaer County

NED PATTISON RENSSELAER COUNTY GOVERNMENT CENTER
TROY, NEW YORK 12180 (518) 270-2640 FAX (518) 270-2667

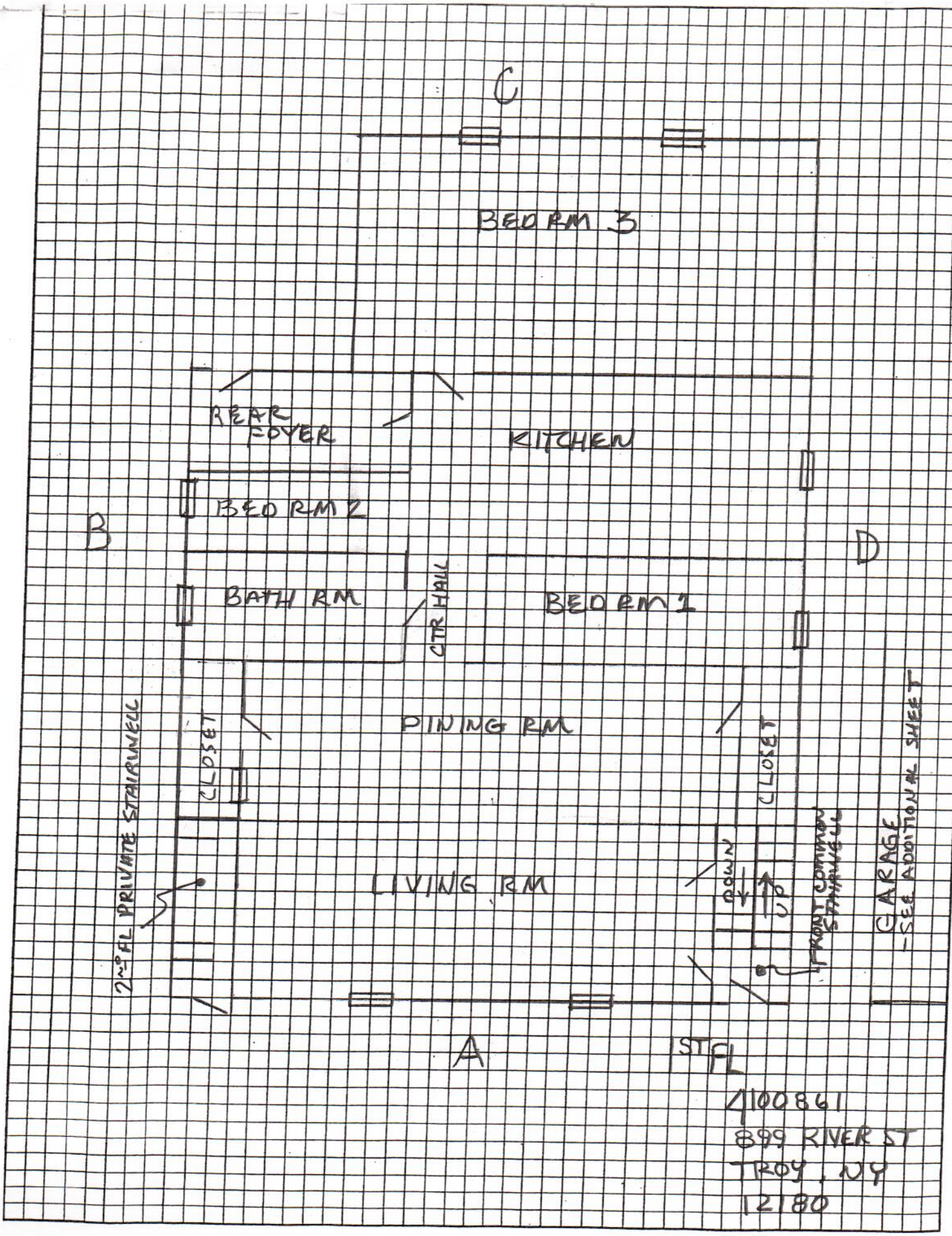
C
BEDRM 3
REAR FOYER
KITCHEN
B
BEDRM 2
D
BATH RM
CTR HALL
BEDRM 1
DINING RM
CLOSET
2ND FL PRIVATE STAIRWELL
CLOSET
DOWN
UP
FRONT COMMON STAIRWELL
GARAGE
-SEE ADDITIONAL SHEET
LIVING RM
A
1ST FL
4100861
899 RIVER ST
TROY, NY
12180

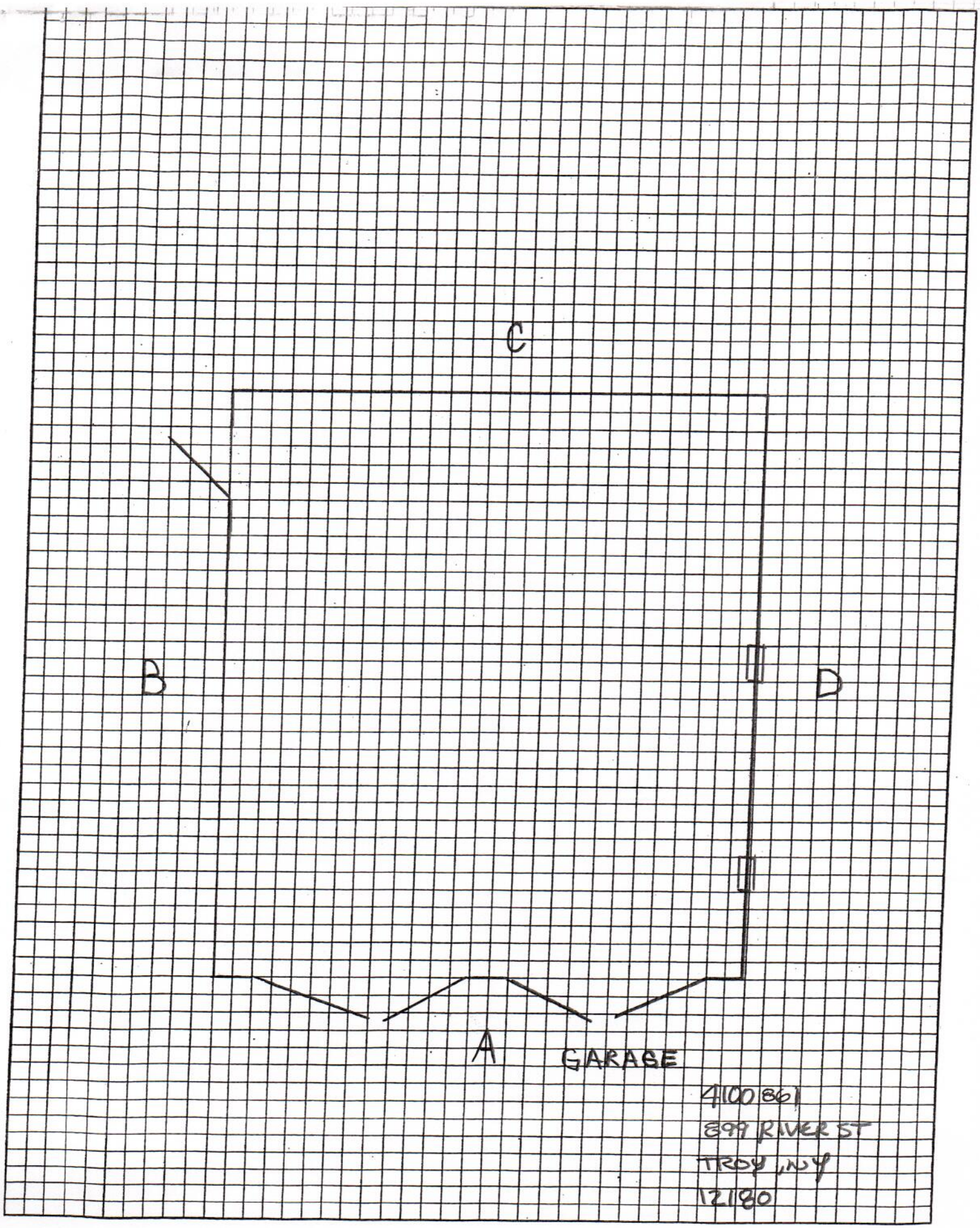
C
B
D
A
GARAGE
4100861
899 RIVER ST
TROY, NY
12180

Date of Inspection: 4.18.17

Dwelling Address: 899 River ST 1st Fl Troy, NY 12180

File # H00861

☐ No Current Lead Hazards Identified

☑ Lead Hazards Identified

Please submit a written work plan to:

Deanna Miller
Environmental Health-2nd Floor
1600 7th Ave
Troy, N.Y.12180

Please call: 518-270-2640 for more information.

XRF Make & Model: **LPA-1/Heuresis** Serial#: **3292/3557/Pb200i**

Time: 9:30 am/pm	Time: 11:30 am/pm
Calibration #1 1.0	Calibration #1 1.0
Calibration #2 0.8	Calibration #2 0.9
Calibration #3 0.8	Calibration #3 0.9

Prepared by: Signature Mark Antriello

Print: Mark Antriello

Title: EPA Lead Risk Assessor

Date: 4/18/17

Received by DOH: D. Miller

Date: 4/25/17 pm

RENSSELAER COUNTY DEPT. OF HEALTH

Date: 4/18/17

LIST OF LEAD HAZARDS/POTENTIAL LEAD HAZARDS

CASE #: 4100861

ADDRESS: 899 River Street, 1st Floor, Troy, NY 12180

Room	Component	Color	Comments
Dining Room	Wall B Closet Door Jamb	Brown	Chipped
Dining Room	Wall B Closet Wall B	White	Chipped/ Boarded Window
Bathroom	Wall D	Blue	Chipped
Bathroom	Wall D Inner Wall	Brown	Peeling
Bathroom	Wall B Window Interior (Hinged)	White	Inaccessible/ Chipped
Bathroom	Assume Wall B Window Interior in Bathroom to contain lead paint based on inaccessibility and deteriorated condition.		
Rear Foyer	Wall D Door	White	Peeling
Rear Foyer	Wall D Door Inner Trim	White	Chipped
Exterior	Wall A Window Jamb, 2nd Floor (Center)	White	Chipped
Exterior	Assume All Wall A Exterior 2nd Floor Window Jambs to contain lead paint based on similar appearance and XRF readings ≥ 1.0 mg/cm^2.		
Garage	Wall C (Interior)	White	Chipped
Garage	Wall D (Interior)	White	Chipped

Assume Wall B Window Interior in Bathroom to contain lead paint based on inaccessibility and deteriorated condition.

Assume All Wall A Exterior 2nd Floor Window Jambs to contain lead paint based on similar appearance and XRF readings ≥ 1.0 mg/cm^2.

Lead Risk Assessors Recommendations/Options for Lead Hazard Control:

Hazard Group No. 1: Deteriorated lead paint on interior trim work and walls

a. Paint Film Stabilization-Wet scrape loose paint; clean; fill in cracks, holes and joints with joint compound, paintable caulk, or wood putty. Prime and paint.
b. Remove and replace trim work and wall components
c. Strip paint

Hazard Group No. 2: Deteriorated lead paint on door systems (Friction Surface)

a. Eliminate friction surface by (1) adjusting door hinges or (2) plane doors down if they are in contact with jambs; Paint Film Stabilization- Wet scrape loose paint; clean; fill in cracks with paintable caulk or wood putty; prime and paint
b. Remove and replace doors/jambs, and stops
c. Strip paint

Hazard Group No. 3: Deteriorated lead paint on floors and Stair systems (Abrasion/Impact Surface)

a. Paint Film Stabilization- Wet scrape loose paint; clean; fill in cracks with paintable caulk or wood putty; prime and paint
b. Cover floors with tile, linoleum, carpet
c. Cover stair treads with rubber tread covers
d. Strip paint

Hazard Group No. 4: Deteriorated lead paint on foundation

a. Paint Film Stabilization- Wet scrape loose paint; clean; fill in cracks and seams with paintable caulk; prime and paint
b. Wet scrap and parge (resurface with cement based product)
c. Strip paint

Hazard Group No. 5: Deteriorated lead paint on window systems; sashes, wells, and tracks (Friction/Impact surfaces)

a. Paint Film Stabilization-sashes-Wet scrape loose paint; clean; fill in cracks with paintable caulk or wood putty; prime and paint
b. Cover window tracks and wells with aluminum coil stock and plane sash edges
c. Install replacement windows
d. Strip paint

Hazard Group No. 6: Deteriorated lead paint on front porch systems; posts, header beam, rails, and ceilings

a. Paint Film Stabilization- Wet scrape loose paint; clean; fill in cracks with paintable caulk or wood putty; prime and paint
b. Cover with aluminum coil stock and caulking
c. Strip paint

Lead Risk Assessors Recommendations/Options for Lead Hazard Control:

Hazard Group No. 7: Deteriorated lead paint on exposed metal fixtures and pipes

a. Paint Film Stabilization- Wet scrape loose paint; clean; fill in cracks with paintable caulk or wood putty; prime and paint
b. Enclose with wood boxing system
c. Remove and replace
d. Strip paint

Hazard Group No. 8: Deteriorated lead paint on exterior components; siding, trim, rails, soffits, and fascia's

a. Paint Film Stabilization- Wet scrape loose paint; clean; fill in cracks with paintable caulk or wood putty; prime and paint
b. Cover with vinyl or other siding product and aluminum coil stock and caulking
c. Remove and replace
d. Strip paint

Other accepted hazard control methods:

a. Heat guns less than 1100° Fahrenheit can be used to remove paint
b. Approved chemical paint strippers
c. Liquid encapsulants

Components Visual

Door System

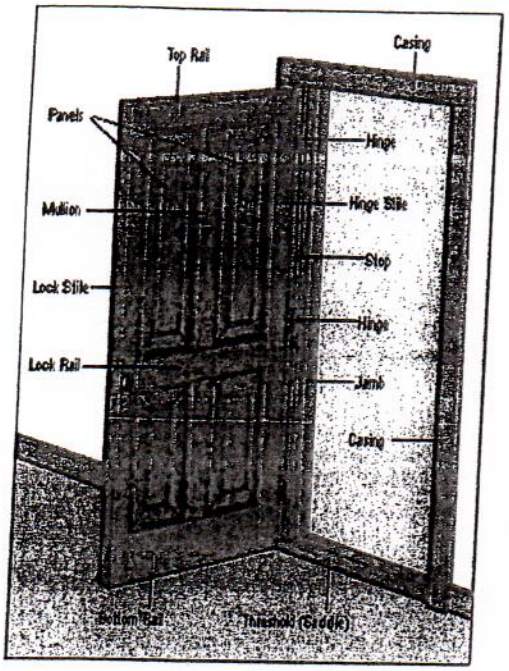

Window System

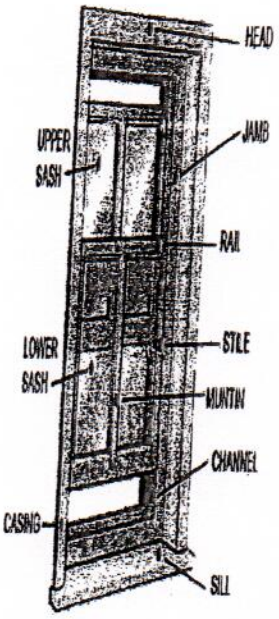

Stair System

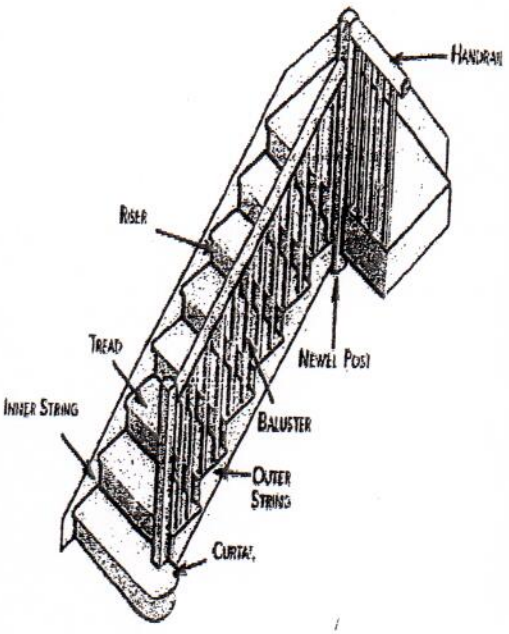

Home Exterior

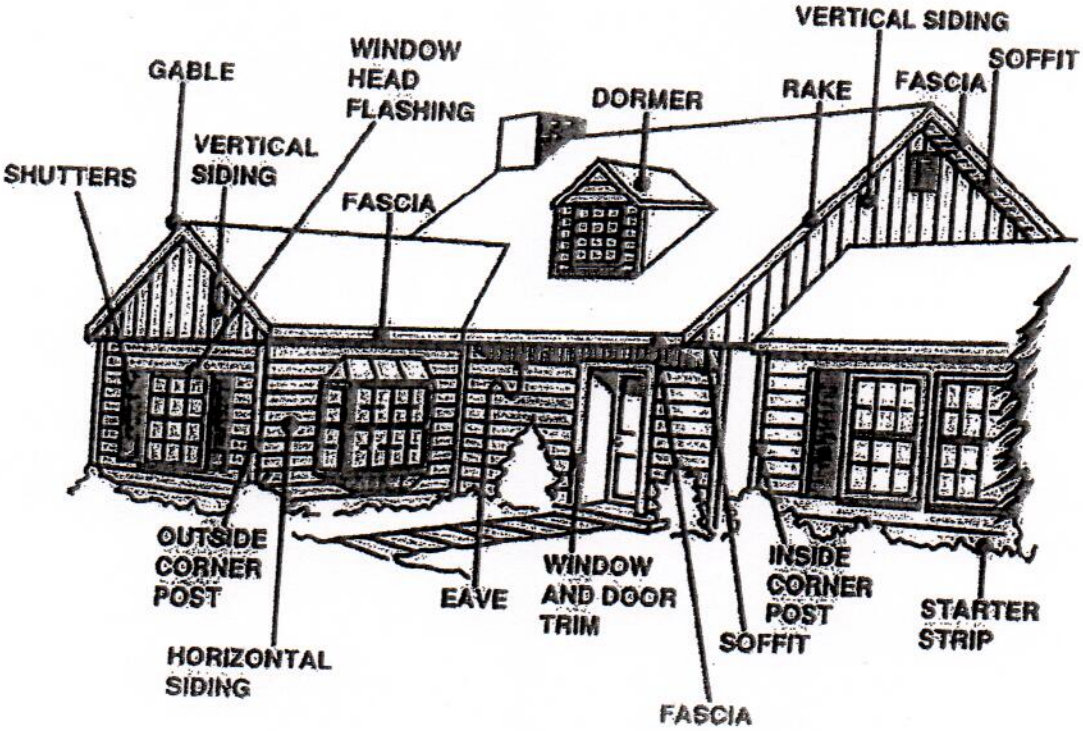

RENSSELAER COUNTY DEPT. OF HEALTH ENVIRONMENTAL LEAD INVESTIGATION REPORT XRF#-Heuresis/3292/3557 Case#4100861

Room_____Fl.____ Address: 899 River Street, 1st Floor, Troy, NY 12180 Page_____

Component ID	Sub.	Color	PC	XRF Reading				Inacc.	N/A	Comments
				ALC1	ALC2	ALC3	AVG			
LIVING ROOM										
Wall A	G	White	D	0.4						Holes
Wall B	G	White	D	0.3						Holes
Wall C	G	White	D	0.3						Holes
Wall D	G	White	D	0.4						Holes
Ceiling	AT									
Floor	T									
Wall A Baseboard	W	White	D	-0.1						Chipped
Wall A Window Trim (Left)	W	White	I	0.2						Replacement Window
Wall A Window Stop (Left)	W	White	I	0.3						
Wall A Window Sill (Left)	W	White	D	0.2						Chipped
Wall A Window Apron (Left)	W	White	I	0.1						
Wall D Entry Door	W	White	I	0.0						
Wall D Entry Door Trim	W	White	D	0.1						Chipped
Wall D Entry Door Jamb	W	Brown	D	0.0						Chipped
Threshold	W	White	D	0.2						Chipped
Wall C Archway Trim	W	White	I	0.0						
Wall C Archway Jamb	W	White	D	0.1						Chipped
Wall D Basement Entry Door	W	White	I	0.1						
Wall D Basement Entry Door Trim	W	White	D	0.2						Chipped
Wall D Basement Entry Door Jamb	W	Brown	I	0.2						
Basement Stairwell Wall B	G	White	I	0.2						
Basement Stairwell Wall C	G	White	I	0.2						
Basement Stairwell Wall D	G	White	I	0.0						
Basement Stairwell Floor	V									No Ceiling
Basement										No testable components
DINING ROOM										

Key: (N/A- Not Applicable) (Inacc.-Inaccessible) (Sub.-Substrate) (G-Gypsum Board) (P-Plaster) (W- Wood)(WP-Wood Paneling) (CPT-Carpet) (C- Concrete) (Pl-Plastic) (M-Metal) (B-Brick)(T-Tile) (V-Vinyl) (A-Acoustic) (PC-Paint Condition) (I-Intact) (D- Defective) (UP-Unpainted) (XRF-X-Ray Fluorescence) (ALC-Apparent Lead Concentration)(AVG- Average)

RENSSELAER COUNTY DEPT. OF HEALTH ENVIRONMENTAL LEAD INVESTIGATION REPORT XRF#-Heuresis/3292/3557 Case#4100861

Room_____Fl.____ Address: 899 River Street, 1st Floor, Troy, NY 12180 Page_____

Wall A Upper	W	White	D	0.2						Chipped
Wall B Upper	W	White	I	0.2						
Wall C Upper	W	White	I	0.3						
Wall D Upper	W	White	I	0.2						
Wall A,B, C and D Lower	WP	Unpainted	I	0.5						
Ceiling	AT									
Floor	CPT									
Wall A Baseboard	W	Unpainted	I	0.1						
Wall D Closet Door	W	Unpainted	I	0.1						
Wall D Closet Door Trim	W	Unpainted	I	0.2						
Wall D Closet Door Jamb	W	Unpainted	I	0.0						
Wall D Closet Door Stop	W	Unpainted	I	0.2						
Wall D Closet Wall A	G	White	I	0.4						
Wall D Closet Wall B	G	White	I	0.0						
Wall D Closet Wall C	G	White	I	0.3						
Wall D Closet Wall D	G	White	I	-0.2						
Wall D Closet Ceiling	G	White	I	0.2						
Wall D Closet Floor	CPT									
Wall D Closet Wall D Baseboard	W	Unpainted	I	0.1						
Wall D Closet Shelf	W	White	I	0.2						
Wall D Closet Shelf Support	W	White	I	0.1						
Wall B Closet Door	W	Unpainted	I	0.1						
Wall B Closet Door Trim	W	Unpainted	I	0.1						
Wall B Closet Door Jamb	W	Brown	D	7.9						Chipped
Wall B Closet Wall A	W	White	I	0.2						
Wall B Closet Wall B	W	White	D	2.7						Chipped/Boarded Window
Wall B Closet Wall C	WP	Unpainted	I	0.2						
Wall B Closet Wall D										Asphalt Shingles
Wall B Closet Ceiling	W	White	I	0.5						

Key: (N/A- Not Applicable) (Inacc.-Inaccessible) (Sub.-Substrate) (G-Gypsum Board) (P-Plaster) (W- Wood)(WP-Wood Paneling) (CPT-Carpet) (C- Concrete) (Pl-Plastic) (M-Metal) (B-Brick)(T-Tile) (V-Vinyl) (A-Acoustic) (PC-Paint Condition) (I-Intact) (D- Defective) (UP-Unpainted) (XRF-X-Ray Fluorescence) (ALC-Apparent Lead Concentration)(AVG- Average)

Wall B Closet Floor	CPT									
Wall B Window Sash	W	Unpainted	I	0.2						
Wall B Window Trim	W	Unpainted	I	0.1						
Wall B Window Jamb	W	Unpainted	I	0.5						
Wall B Window Sill	W	Unpainted	I	0.2						
BEDROOM #1										
Door Trim	W	Unpainted	I	0.2						
Door Jamb	W	Unpainted	I	0.2						No Door
Door Stop	W	Unpainted	D	0.2						
Wall A	W	White	I	0.2						Cracked
Wall B	W	White	I	0.3						
Wall C	W	White	I	0.2						
Wall D	W	White	I	0.2						
Ceiling	G	Unpainted	I							
Wall C Baseboard	W	White	I	0.2						
Floor	CPT									
Wall D Window Sash	W	White	I	0.1						
Wall D Window Trim	W	White	I	0.2						
Wall D Window Interior & Exterior Track	M	Unpainted								
Wall D Window Sill	W	Unpainted	I	0.0						
Wall D Window Well	W	Unpainted	I					X		Inaccessible/Intact
Wall D Window Apron	W	Unpainted	I	0.1						
CENTER HALL										
Wall A	G	White	I	0.8						
Wall B	G	White	I	3.1						
Wall C	G	White	I	0.9						
Wall D	G	White	I	0.7						

Key: (N/A- Not Applicable) (Inacc.-Inaccessible) (Sub.-Substrate) (G-Gypsum Board) (P-Plaster) (W- Wood)(WP-Wood Paneling) (CPT-Carpet) (C- Concrete) (Pl-Plastic) (M-Metal) (B-Brick)(T-Tile) (V-Vinyl) (A-Acoustic) (PC-Paint Condition) (I-Intact) (D- Defective) (UP-Unpainted) (XRF-X-Ray Fluorescence) (ALC-Apparent Lead Concentration)(AVG- Average)

Floor	V									
Wall D Baseboard	W	White	D	0.2						Chipped
Ceiling	AT									
BATHROOM										
Door	W	White	D	0.1						Chipped
Door Trim	W	White	D	0.1						Chipped
Door Jamb	W	Blue	I	0.2						
Door Stop	W	Blue	I	0.3						
Wall A	W	Blue	D	0.1						Chipped
Wall B	W	Blue	D	0.3						Chipped
Wall C	W	Blue	D	0.2						Chipped
Wall D	W	Blue	D	1.2						Chipped
Ceiling	T									
Wall D Inner Wall	G	Brown	D	2.7						Peeling
Floor	V									
Wall B Baseboard	W	Blue	D	-0.1						Chipped
Wall B Window Sash	W	Blue	D	0.1						Chipped
Wall B Window Trim	W	Blue	I	0.2						
Wall B Window Sill	W	Blue	D	0.0						Chipped
Wall B Window Interior (Hinged)	W	White	D					X		Inaccessible/Chipped
Assume Wall B Window Interior in Bathroom to contain lead paint based on inaccessibility and deteriorated condition.										
BEDROOM #2										
Door Trim	W	White	D	0.3						No Door/Chipped
Door Jamb	W	White	D	0.1						Chipped
Wall A	G	Blue	I	-0.2						

Key: (N/A- Not Applicable) (Inacc.-Inaccessible) (Sub.-Substrate) (G-Gypsum Board) (P-Plaster) (W- Wood)(WP-Wood Paneling) (CPT-Carpet) (C- Concrete) (Pl-Plastic) (M-Metal) (B-Brick)(T-Tile) (V-Vinyl) (A-Acoustic) (PC-Paint Condition) (I-Intact) (D- Defective) (UP-Unpainted) (XRF-X-Ray Fluorescence) (ALC-Apparent Lead Concentration)(AVG- Average)

Wall B	G	Blue	D	0.2						Chipped
Wall C	W	Blue	I	0.1						
Wall D	G	Blue	I	0.3						
Floor	CPT									
Ceiling	AT									
Wall B Window Trim	W	Unpainted	I	-0.1						Boarded Up
Wall A Baseboard	W	Blue	I	0.3						
KITCHEN										
Walls A, B, C and D	WP	Unpainted								
Ceiling	AT									
Floor	V									
Wall C Baseboard	W	Blue	I	0.1						
Wall D Window Sash	W	Blue	I	-0.1						
Wall D Window Trim	W	Blue	I	-0.1						
Wall D Window Jamb	W	Blue	I	0.2						
Wall D Window Sill	W	Blue	I	0.5						
Wall D Window Interior & Exterior Tracks	M									
REAR FOYER										
Wall A	W	Blue	D	0.0						Holes
Wall B	W	Blue	D	0.1						Holes
Wall C	V									
Wall D			I	0.6						Shingles
Floor	V									
Ceiling	W	Blue	I	0.2						
Wall D Door	W	White	D	8.2						Peeling
Wall D Door Outer Trim	W	White	D	0.2						Chipped
Wall D Door Jamb	W	White	D	0.2						Chipped

Key: (N/A- Not Applicable) (Inacc.-Inaccessible) (Sub.-Substrate) (G-Gypsum Board) (P-Plaster) (W- Wood)(WP-Wood Paneling) (CPT-Carpet) (C- Concrete) (Pl-Plastic) (M-Metal) (B-Brick)(T-Tile) (V-Vinyl) (A-Acoustic) (PC-Paint Condition) (I-Intact) (D- Defective) (UP-Unpainted) (XRF-X-Ray Fluorescence) (ALC-Apparent Lead Concentration)(AVG- Average)

Wall D Door Inner Trim	W	White	D	6.9						Chipped
Wall C Door	M	White	I	-0.1						
BEDROOM #3										
Door	PL									
Door Trim	W	White	I	0.1						
Door Jamb	W	White	D	0.1						Abrasion Wear
Door Stop	W	White	D	0.0						Chipped
Wall A	G	Brown	I	0.4						
Wall B	G	Brown	I	-0.1						
Wall C	G	Brown	I	0.4						
Wall D	G	Brown	I	0.2						
Floor	CPT									
Ceiling	AT									
Wall C Baseboard	W	Beige	I	0.1						
Wall C Window Trim (Left)	W	Beige	I	0.2						Replacement Window
Wall C Window Sill (Left)	W	Beige	D	0.1						Chipped
Wall C Window Jamb (Left)	W	Beige	I	0.2						
FRONT COMMON STAIRWELL										
Wall B	G	White	D	0.3						Holes
Wall C	G	White	D	0.1						Chipped
Wall D	G	White	D	0.0						Chipped
Stair Tread	W	Brown	D	0.1						Chipped
Stair Riser	W	Brown	D	-0.1						Chipped
Stair Exterior Stringer	W	Brown	I	0.2						
Stair Interior Stringer	W	Brown	I	0.0						
Stair Railing	W	Brown	D	0.1						Chipped
Floor	V									

Key: (N/A- Not Applicable) (Inacc.-Inaccessible) (Sub.-Substrate) (G-Gypsum Board) (P-Plaster) (W- Wood)(WP-Wood Paneling) (CPT-Carpet) (C- Concrete) (Pl-Plastic) (M-Metal) (B-Brick)(T-Tile) (V-Vinyl) (A-Acoustic) (PC-Paint Condition) (I-Intact) (D- Defective) (UP-Unpainted) (XRF-X-Ray Fluorescence) (ALC-Apparent Lead Concentration)(AVG- Average)

Ceiling	G	White	I	0.2						
Wall A Door	M	Brown	D	0.0						Chipped
Wall A Door Casing	M	Brown	D	0.4						Chipped
Threshold	W	Brown	D	0.3						Chipped
EXTERIOR										
Walls A,B,C and D	V	Yellow								
Walls A Windows, 1st Floor	M									Aluminum Clad, no exposed wood
Walls B, C and D Windows 1st and 2nd Floors	M									Aluminum Clad, no exposed wood
Wall A Foundation	C	Pink	I	0.1						
Soffit & Fascia	V									
Wall A Window Jamb, 2nd Floor (Center)	W	White	D	14.3						Chipped
Assume All Wall A Exterior 2nd Floor Window Jambs to contain lead paint based on similar appearance and XRF readings ≥ 1.0 mg/cm^2.										
GARAGE										
Walls A, B, C and D	V	Yellow								
Wall A Door (Right)	W	White	I	0.2						
Wall A Door Jamb	W	White	D	0.3						Chipped
Wall A Door Stop	W	White	D	0.1						Chipped
Wall A (Interior)										Open
Wall B (Interior)										Open
Wall C (Interior)	M	White	D	5.6						Chipped
Wall D (Interior)	M	White	D	5.6						Chipped
Ceiling										Open
Floor	C	Unpainted								
Windows										Boarded Up
Wall B Rear Door	W	Gray	D	0.1						Chipped

Key: (N/A- Not Applicable) (Inacc.-Inaccessible) (Sub.-Substrate) (G-Gypsum Board) (P-Plaster) (W- Wood)(WP-Wood Paneling) (CPT-Carpet) (C- Concrete) (Pl-Plastic) (M-Metal) (B-Brick)(T-Tile) (V-Vinyl) (A-Acoustic) (PC-Paint Condition) (I-Intact) (D- Defective) (UP-Unpainted) (XRF-X-Ray Fluorescence) (ALC-Apparent Lead Concentration)(AVG- Average)

4100861

DWELLING PORTRAIT

04.18.2017 10:07
Inspection 4100861
DINING RM
HAZARD WALL B CLOSET
DOOR JAMB

04.18.2017 10:25
Inspection 4100861
HAZARD BATHROOM WALL D INNER WALL

04.18.2017 10:40
Inspection 4100861
KITCHEN
HAZARD WALL D DOOR

04.18.2017 11:02
Inspection 4100861
EXTERIOR
HAZARD WALL A
2ND FL WINDOW JAMB


04.18.2017 11:10
Inspection 4100861
HAZARD GARAGE INTERIOR WALL D

United States Environmental Protection Agency

This is to certify that

Bruce M Robertson

has fulfilled the requirements of the Toxic Substances Control Act (TSCA) Section 402, and has received certification to conduct lead-based paint activities pursuant to 40 CFR Part 745.226 as:

Risk Assessor

In the Jurisdiction of:

All EPA Administered Lead-based Paint Activities Program States, Tribes and Territories

This certification is valid from the date of issuance and expires June 17, 2019

LBP-R-I165868-1
Certification #

June 03, 2016
Issued On

John Gorman, Chief
Pesticides & Toxic Substances Branch

United States Environmental Protection Agency

This is to certify that

Mark K Anatriello

has fulfilled the requirements of the Toxic Substances Control Act (TSCA) Section 402, and has received certification to conduct lead-based paint activities pursuant to 40 CFR Part 745.226 as:

Risk Assessor

In the Jurisdiction of:

All EPA Administered Lead-based Paint Activities Program States, Tribes and Territories

This certification is valid from the date of issuance and expires July 29, 2019

LBP-R-I166654-1
Certification #

July 15, 2016
Issued On

John Gorman, Chief
Pesticides & Toxic Substances Branch

RENSSELAER COUNTY DEPARTMENT of HEALTH

Kathleen M. Jimino
County Executive

Mary Fran Wachunas
Public Health Director

Primary Lead Prevention Program

Consent for Services

I, Ryan Hemendinger, hereby consent to receive services from the Primary Lead Prevention Education Program of Rensselaer County. I acknowledge that by giving this consent:

I will be visited by a Lead Risk Assessor to perform all or any of the following services:

- Visual interior and exterior assessment
- Soil sampling
- Dust wipe sampling
- XRF (X-Ray Fluorescence) testing for lead based paint
- Digital photographs may be taken as part of the lead risk assessment
- Education on how to protect myself and/or my family from lead

I acknowledge that I have read and understood this form, including all portions below my signature.

Signature of Client: Ry Hy

Printed Name of Client: Ryan Hemendinger

Date: 4/18/17

Address of Client and/or where assessment is taking place:

699 River St. 2nd Floor Troy NY 12180

Phone Number: 518-328-0244

Optional: ____yes, I would like the Healthy Neighborhoods Program to contact me. Healthy Neighborhoods offer a variety of overall health safety products and education.

____no, I am not interested in the Healthy Neighborhoods Program.

____yes, I would like to receive information and communication through email.

Email_____

Risk Assessor Signature: Bruce Roberts

Date: 4.18.17

Note: If hazards are identified, the homeowner will be required to remediate all conditions conducive to lead poisoning pursuant to Section 1373 of the New York State Public Health Law as stated in the Notice and Demand that will be issued to the property owner upon hazard notification.
Please also be aware that the federal Residential Lead-Based Paint Hazard Reduction Act, 42 U.S.C. 4852d, requires sellers and landlords of most residential housing built before 1978 to disclose all available records and reports concerning lead-based paint and/or lead-based paint hazards, to purchasers and tenants at the time of sale or lease or upon lease renewal. This disclosure must occur even if hazard reduction or abatement has been completed.

Cornell University
Cooperative Extension
Rensselaer County

NED PATTISON RENSSELAER COUNTY GOVERNMENT CENTER
TROY, NEW YORK 12180 (518) 270-2640 FAX (518) 270-2667

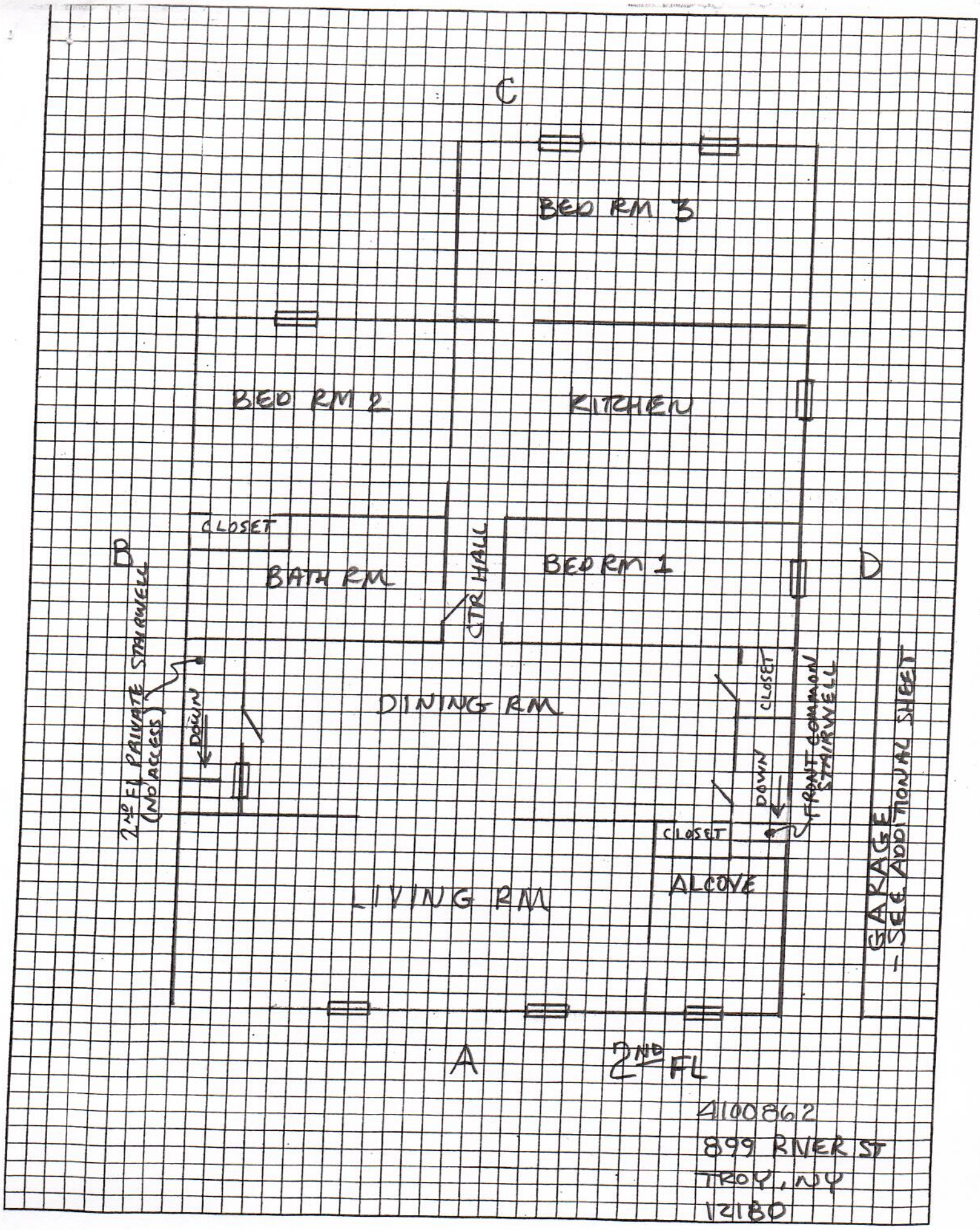
C
BED RM 3
BED RM 2
KITCHEN
CLOSET
BATH RM
CTR HALL
BED RM 1
D
DD
2ND EL PRIVATE STAIRWELL (NO ACCESS)
DOWN
DINING RM
CLOSET
DOWN
FRONT COMMON STAIRWELL
CLOSET
ALCOVE
LIVING RM
GARAGE - SEE ADDITIONAL SHEET
A
2ND FL
4100862
899 RIVER ST
TROY, NY
12180

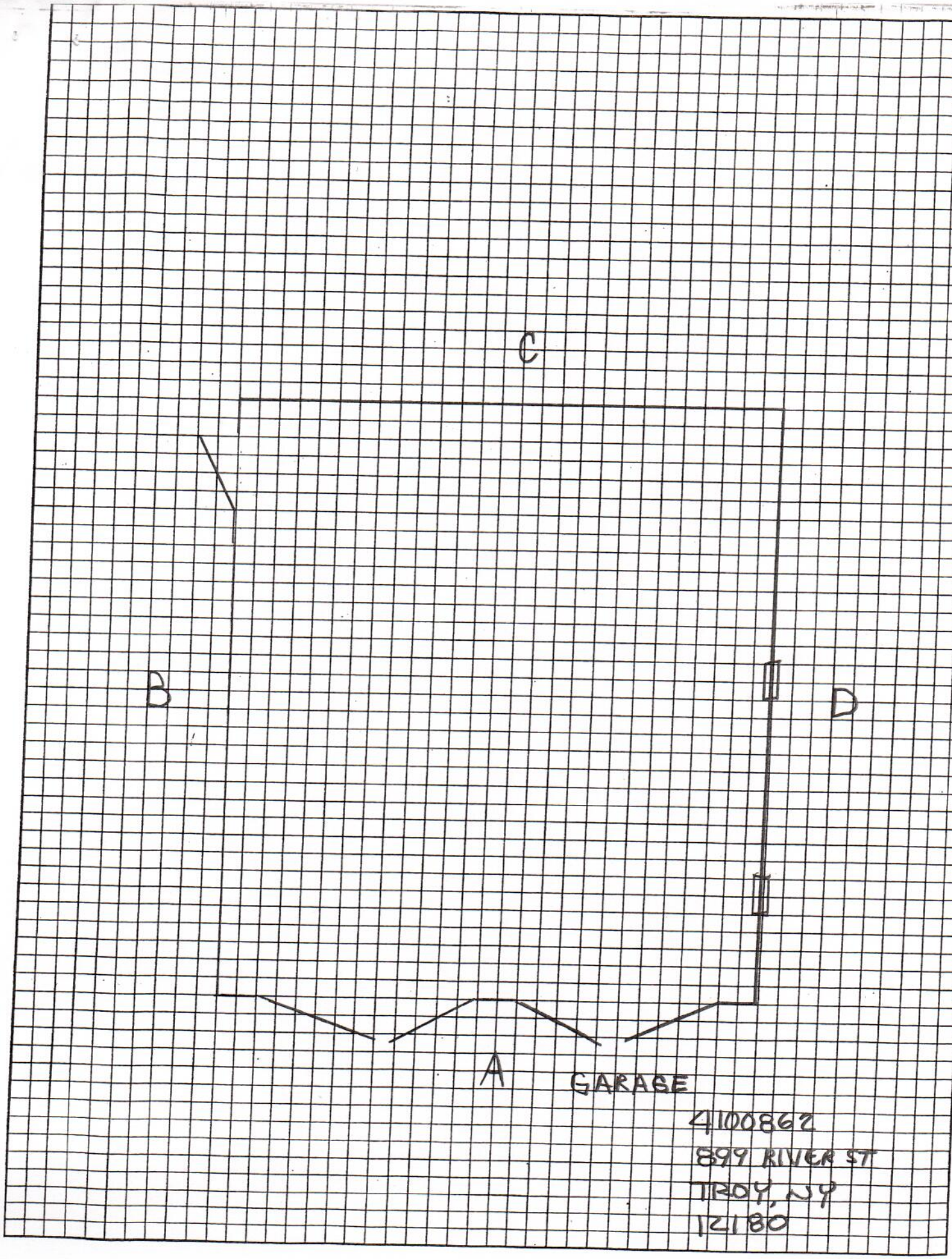
C
B
D
A
GARAGE
4100862
899 RIVER ST
TROY, NY
12180

Date of Inspection: 4/18/17

Dwelling Address: 899 RIVER ST 2ND FL TROY, NY 12180

File #400862

☐ No Current Lead Hazards Identified

☑ Lead Hazards Identified

Please submit a written work plan to:

Deanna Miller
Environmental Health-2nd Floor
1600 7th Ave
Troy, N.Y.12180

Please call: 518-270-2640 for more information.

XRF Make & Model: **LPA-1/Heuresis** Serial#: **3292/3557/Pb200i**

Time: 11:37 am/pm	Time: 12:39 am/pm
Calibration #1 1.0	Calibration #1 0.9
Calibration #2 1.0	Calibration #2 1.1
Calibration #3 1.0	Calibration #3 1.0

Prepared by: Signature Mark Anatriello

Print: MARK ANATRIELLO

Title: EPA LEAD RISK ASSESSOR

Date: 4/18/17

Received by DOH: D. Miller

Date: 4/25/17

RENSSELAER COUNTY DEPT. OF HEALTH

Date: 4/18/17

LIST OF LEAD HAZARDS/POTENTIAL LEAD HAZARDS

CASE #: 4100862

ADDRESS: 899 River Street, 2nd Floor, Troy, NY 12180

Room	Component	Color	Comments
Living Room	Wall A Window Sill (Left)	Orange	Chipped
Living Room	Assume all Window Sills in Living Room to contain lead paint based on similar appearance and XRF readings ≥ 1.0 mg/cm^2.		
Living Room	Wall A Baseboard	White	Chipped
Living Room	Assume all Baseboard in Living Room to contain lead paint based on similar appearance and XRF readings ≥ 1.0 mg/cm^2.		
Alcove	Archway Trim	Orange	Chipped
Alcove	Archway Jamb	Violet	Chipped
Alcove	Wall A Window Sill	Violet	Chipped
Dining Room	Wall D Entry Door Trim	White	No Door/Chipped
Dining Room	Wall D Entry Door Jamb	White	Chipped
Dining Room	Wall D Closet Door Jamb	White	Chipped
Dining Room	Wall A Closet Door Jamb	White	Chipped
Dining Room	Wall A Closet Wall D Baseboard	White	Chipped
Dining Room	Assume all Wall A Closet Baseboard in Dining Room to contain lead paint based on similar appearance and XRF readings ≥ 1.0 mg/cm^2.		
Dining Room	Wall B Window Interior Track	White	Cracked
Dining Room	Wall B Window Exterior Track		Inaccessible
Dining Room	Assume Wall B Window Exterior Track in Dining Room to contain lead paint based on inaccessibility.		
Dining Room	Wall C Archway Trim	White	Chipped
Dining Room	Wall C Archway Jamb	White	Chipped
Bedroom #1	Door Trim	White	No Door/Chipped
Bedroom #1	Door Jamb	White	Chipped
Kitchen	Wall A Upper	White	Holes
Kitchen	Wall B Upper	White	Holes

RENSSELAER COUNTY DEPT. OF HEALTH

Date: 4/18/17

LIST OF LEAD HAZARDS/POTENTIAL LEAD HAZARDS

CASE #: 4100862

ADDRESS: 899 River Street, 2nd Floor, Troy, NY 12180

Room	Component	Color	Comments
Kitchen	Wall C Upper	White	Holes
Kitchen	Wall D Window Sash	Brown	Chipped
Kitchen	Wall D Window Trim	Brown	Chipped
Kitchen	Wall D Window Jamb	Brown	Chipped
Kitchen	Wall D Window Sill	Brown	Chipped
Kitchen	Wall D Window Interior Track	Brown	Chipped
Kitchen	Wall D Window Exterior Track	Brown	Chipped
Bedroom #3	Wall C Window Exterior Track (Left)	Yellow	Inaccessible/ Chipped/Peeling
Bedroom #3	Assume all Window Exterior Tracks in Bedroom #3 to contain lead paint based on inaccessibility and deteriorated condition.		
Exterior	Wall A Window Jamb, 2nd Floor (Center)	White	Chipped
Exterior	Assume All Wall A Exterior 2nd Floor Window Jambs to contain lead paint based on similar appearance and XRF readings ≥ 1.0 mg/cm^2.		
Garage	Wall C (Interior)	White	Chipped
Garage	Wall D (Interior)	White	Chipped

NOTE PAGE

Address: 899 River Street, 2nd Floor, Troy, NY 12180

Assume all Window Sills in Living Room to contain lead paint based on similar appearance and XRF readings ≥ 1.0 mg/cm^2.

Assume all Baseboard in Living Room to contain lead paint based on similar appearance and XRF readings ≥ 1.0 mg/cm^2.

Assume all Wall A Closet Baseboard in Dining Room to contain lead paint based on similar appearance and XRF readings ≥ 1.0 mg/cm^2.

Assume Wall B Window Exterior Track in Dining Room to contain lead paint based on inaccessibility.

Assume all Window Exterior Tracks in Bedroom #3 to contain lead paint based on inaccessibility and deteriorated condition.

Assume All Wall A Exterior 2nd Floor Window Jambs to contain lead paint based on similar appearance and XRF readings ≥ 1.0 mg/cm^2.

Lead Risk Assessors Recommendations/Options for Lead Hazard Control:

Hazard Group No. 1: Deteriorated lead paint on interior trim work and walls

a. Paint Film Stabilization-Wet scrape loose paint; clean; fill in cracks, holes and joints with joint compound, paintable caulk, or wood putty. Prime and paint.
b. Remove and replace trim work and wall components
c. Strip paint

Hazard Group No. 2: Deteriorated lead paint on door systems (Friction Surface)

a. Eliminate friction surface by (1) adjusting door hinges or (2) plane doors down if they are in contact with jambs; Paint Film Stabilization- Wet scrape loose paint; clean; fill in cracks with paintable caulk or wood putty; prime and paint
b. Remove and replace doors/jambs, and stops
c. Strip paint

Hazard Group No. 3: Deteriorated lead paint on floors and Stair systems (Abrasion/Impact Surface)

a. Paint Film Stabilization- Wet scrape loose paint; clean; fill in cracks with paintable caulk or wood putty; prime and paint
b. Cover floors with tile, linoleum, carpet
c. Cover stair treads with rubber tread covers
d. Strip paint

Hazard Group No. 4: Deteriorated lead paint on foundation

a. Paint Film Stabilization- Wet scrape loose paint; clean; fill in cracks and seams with paintable caulk; prime and paint
b. Wet scrap and parge (resurface with cement based product)
c. Strip paint

Hazard Group No. 5: Deteriorated lead paint on window systems; sashes, wells, and tracks (Friction/Impact surfaces)

a. Paint Film Stabilization-sashes-Wet scrape loose paint; clean; fill in cracks with paintable caulk or wood putty; prime and paint
b. Cover window tracks and wells with aluminum coil stock and plane sash edges
c. Install replacement windows
d. Strip paint

Hazard Group No. 6: Deteriorated lead paint on front porch systems; posts, header beam, rails, and ceilings

a. Paint Film Stabilization- Wet scrape loose paint; clean; fill in cracks with paintable caulk or wood putty; prime and paint
b. Cover with aluminum coil stock and caulking
c. Strip paint

Lead Risk Assessors Recommendations/Options for Lead Hazard Control:

Hazard Group No. 7: Deteriorated lead paint on exposed metal fixtures and pipes

a. Paint Film Stabilization- Wet scrape loose paint; clean; fill in cracks with paintable caulk or wood putty; prime and paint
b. Enclose with wood boxing system
c. Remove and replace
d. Strip paint

Hazard Group No. 8: Deteriorated lead paint on exterior components; siding, trim, rails, soffits, and fascia's

a. Paint Film Stabilization- Wet scrape loose paint; clean; fill in cracks with paintable caulk or wood putty; prime and paint
b. Cover with vinyl or other siding product and aluminum coil stock and caulking
c. Remove and replace
d. Strip paint

Other accepted hazard control methods:

a. Heat guns less than 1100° Fahrenheit can be used to remove paint
b. Approved chemical paint strippers
c. Liquid encapsulants

Components Visual

Door System

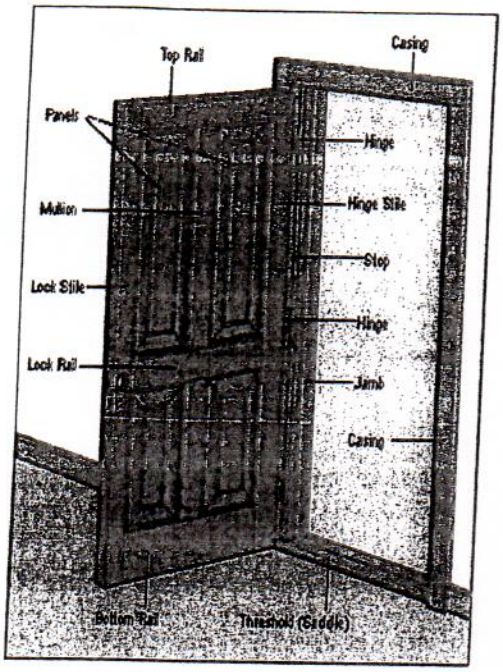

Window System

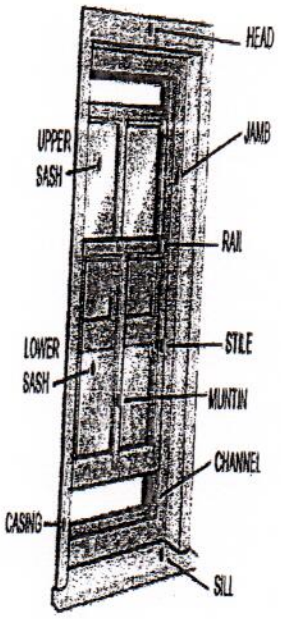

Stair System

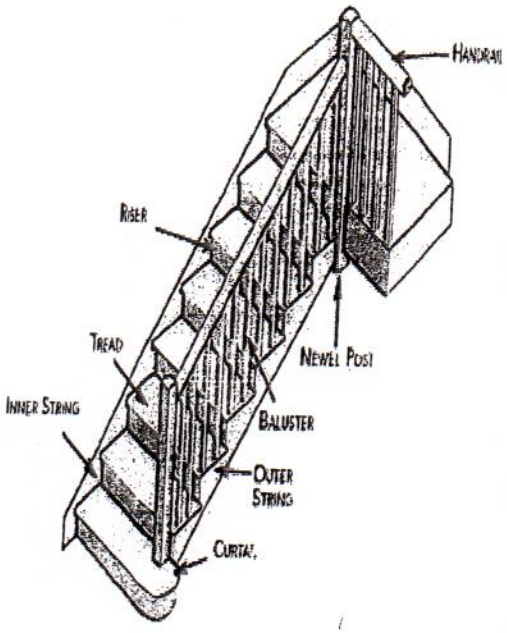

Home Exterior

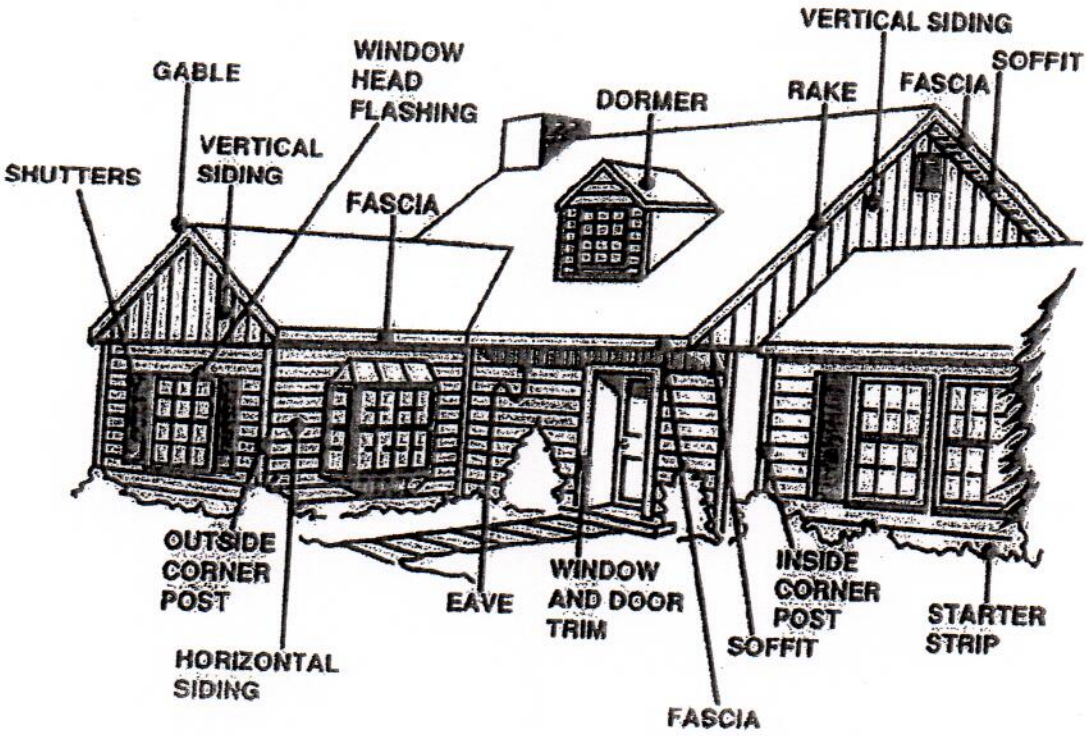

RENSSELAER COUNTY DEPT. OF HEALTH ENVIRONMENTAL LEAD INVESTIGATION REPORT XRF#-Heuresis/3292/3557 Case#4100862

Room_____Fl.____ Address: 899 River Street, 2nd Floor, Troy, NY 12180 Page_____

Component ID	Sub.	Color	PC	XRF Reading				Inacc.	N/A	Comments
				ALC1	ALC2	ALC3	AVG			
LIVING ROOM										
Wall A	P	Orange	D	0.0						Chipped/Holes
Wall B	P	Orange	D	0.0						Chipped/Holes
Wall C	P	Orange	D	0.7						Chipped/Holes
Wall D	P	Orange	D	0.8						Chipped/Holes
Floor	T									
Ceiling	AT									
Wall A Window Trim (Left)	W	Orange	I	4.9						Replacement Window
Wall A Window Jamb (Left)	W	Orange	I	0.4						
Wall A Window Sill (Left)	W	Orange	D	1.7						Chipped
Assume all Window Sills in Living Room to contain lead paint based on similar appearance and XRF readings ≥ 1.0 mg/cm^2.										
Wall A Baseboard	W	White	D	4.2						Chipped
Assume all Baseboard in Living Room to contain lead paint based on similar appearance and XRF readings ≥ 1.0 mg/cm^2.										
Wall C Archway Trim	W	Orange	I	0.1						
Wall C Archway Jamb	W	White	I	0.1						
ALCOVE										
Archway Trim	W	Orange	D	5.8						Chipped
Archway Jamb	W	Violet	D	3.6						Chipped
Wall A	G	Violet	D	0.3						Holes
Wall B	G	Violet	D	0.2						Cracked
Wall C	G	Violet	I	0.3						
Wall D	G	Violet	D	0.1						Holes

Key: (N/A- Not Applicable) (Inacc.-Inaccessible) (Sub.-Substrate) (G-Gypsum Board) (P-Plaster) (W- Wood)(WP-Wood Paneling) (CPT-Carpet) (C- Concrete) (Pl-Plastic) (M-Metal) (B-Brick)(T-Tile) (V-Vinyl) (A-Acoustic) (PC-Paint Condition) (I-Intact) (D- Defective) (UP-Unpainted) (XRF-X-Ray Fluorescence) (ALC-Apparent Lead Concentration)(AVG- Average)

Floor	V									
Ceiling	AT									
Wall B Baseboard	W	Violet	I	0.2						
Wall A Window Trim	W	Violet	I	1.6						Replacement Window
Wall A Window Jamb	W	Violet	I	0.6						
Wall A Window Sill	W	Violet	D	1.6						Chipped
Wall A Window Apron	W	Violet	I	4.8						
DINING ROOM										
Wall A	G	White	I	0.0						
Wall B	G	White	I	0.0						
Wall C	G	White	I	-0.2						
Wall D	G	White	D	-0.1						Holes
Floor	V									
Ceiling	AT									
Wall B Baseboard	W	White	I	1.8						
Wall D Entry Door Trim	W	White	D	3.8						No Door/Chipped
Wall D Entry Door Jamb	W	White	D	1.1						Chipped
Wall D Entry Door Stop	W	White	D	0.6						Chipped
Wall D Closet Door Trim	W	White	I	8.6						No Door
Wall D Closet Door Jamb	W	White	D	4.6						Chipped
Wall D Closet Wall A	G	White	I	-0.1						
Wall D Closet Wall B	G	White	I	0.2						
Wall D Closet Wall C	G	White	I	0.2						
Wall D Closet Wall D	G	White	I	0.2						
Wall D Closet Ceiling	AT									
Wall D Closet Floor	W	Unpainted								
Wall D Closet Wall D Baseboard	W	White	I	3.9						
Wall D Closet Shelf	W	White	D	0.1						Chipped

Key: (N/A- Not Applicable) (Inacc.-Inaccessible) (Sub.-Substrate) (G-Gypsum Board) (P-Plaster) (W- Wood)(WP-Wood Paneling) (CPT-Carpet) (C- Concrete) (Pl-Plastic) (M-Metal) (B-Brick)(T-Tile) (V-Vinyl) (A-Acoustic) (PC-Paint Condition) (I-Intact) (D- Defective) (UP-Unpainted) (XRF-X-Ray Fluorescence) (ALC-Apparent Lead Concentration)(AVG- Average)

Wall D Closet Shelf Support	W	White	I	0.3						
Wall A Closet Door Trim	W	White	I	3.3						No Door
Wall A Closet Door Jamb	W	White	D	5.3						Chipped
Wall A Closet Door Stop	W	White	D	0.2						Chipped
Wall A Closet Wall A	G	White	I	0.0						
Wall A Closet Wall B	G	White	D	0.0						Holes
Wall A Closet Wall C	G	White	I	0.3						
Wall A Closet Wall D	G	White	I	0.3						
Wall A Closet Ceiling	W	White	I	1.3						
Wall A Closet Wall D Baseboard	W	White	D	4.3						Chipped
Assume all Wall A Closet Baseboard to contain lead paint based on similar appearance and XRF readings ≥ 1.0 mg/cm^2.										
Wall A Closet Floor	V									
Wall B Entry Door	W	White	D	0.1						Chipped
Wall B Entry Door Trim	W	White	I	0.2						
Wall B Stairwell Components	W	Unpainted								All Open, No painted components
Wall B Window Sash	W	White	I	0.3						
Wall B Window Trim	W	White	I	7.0						
Wall B Window Interior Track	W	White	D	4.8						Cracked
Wall B Window Sill	W	White	I	0.8						
Wall B Window Exterior Track	W							X		Inaccessible
Assume Wall B Window Exterior Track to contain lead paint based on inaccessibility.										
Wall C Archway Trim	W	White	D	10.1						Chipped
Wall C Archway Jamb	W	White	D	7.5						Chipped
CENTER HALL										
Wall A Upper	G	White	I	0.3						

Key: (N/A- Not Applicable) (Inacc.-Inaccessible) (Sub.-Substrate) (G-Gypsum Board) (P-Plaster) (W- Wood)(WP-Wood Paneling) (CPT-Carpet) (C- Concrete) (Pl-Plastic) (M-Metal) (B-Brick)(T-Tile) (V-Vinyl) (A-Acoustic) (PC-Paint Condition) (I-Intact) (D- Defective) (UP-Unpainted) (XRF-X-Ray Fluorescence) (ALC-Apparent Lead Concentration)(AVG- Average)

Wall B	G	White	I	0.3						
Wall C	G	White	I	0.4						
Wall D Upper	G	White	I	0.4						
Wall A Lower	W	White	I	0.0						
Wall D Lower	W	White	I	0.1						
Ceiling	G	White	I	0.4						
Floor	V									
Wall B Baseboard	W	White	I	0.3						
Wall C Archway Trim	W	White	D	0.2						Chipped
Wall C Archway Jamb	W	White	I	2.5						
BATHROOM										
Door	W	White	D	0.1						Peeling
Door Trim	W	White	I	0.3						
Door Jamb	W	White	D	0.1						Chipped
Wall A	G	White	D	0.3						Chipped
Wall B	G	Orange	I	0.4						
Wall C	G	Orange	I	0.3						
Wall D	G	Orange	I	0.2						
Ceiling	G	White	I	0.2						
Floor	V									
BEDROOM #1										
Wall A	G	Green	D	0.0						Holes
Wall B	G	Green	D	0.3						Chipped
Wall C	G	Green	D	-0.2						Chipped
Wall D	G	Green	D	0.2						Chipped
Floor	CPT									
Ceiling	AT									

Key: (N/A- Not Applicable) (Inacc.-Inaccessible) (Sub.-Substrate) (G-Gypsum Board) (P-Plaster) (W- Wood)(WP-Wood Paneling) (CPT-Carpet) (C- Concrete) (Pl-Plastic) (M-Metal) (B-Brick)(T-Tile) (V-Vinyl) (A-Acoustic) (PC-Paint Condition) (I-Intact) (D- Defective) (UP-Unpainted) (XRF-X-Ray Fluorescence) (ALC-Apparent Lead Concentration)(AVG- Average)

Wall C Baseboard	W	Green	D	0.0						Chipped
Door Trim	W	White	D	4.8						No Door/Chipped
Door Jamb	W	White	D	4.3						Chipped
Wall D Window Sash	W	Green	D	0.0						Chipped
Wall D Window Trim	W	Green	D	0.1						Chipped
Wall D Window Jamb	W	Green	D	0.0						Chipped
Wall D Window Interior & Exterior Tracks	M	Unpainted								
Wall D Window Sill	W	Green	D	0.2						Chipped
KITCHEN										
Wall A Upper	G	White	D	1.3						Holes
Wall B Upper	G	White	D	1.4						Holes
Wall C Upper	G	White	D	2.9						Holes
Wall D Upper	G	White	I	0.9						
Wall A Lower	W	White	I	0.6						
Wall B Lower	W	White	I	0.7						
Wall C Lower	W	White	I	0.3						
Wall D Lower	W	White	I	0.7						
Floor	V									
Ceiling	G	White	D	0.2						Chipped
Wall B Baseboard	W	White	I	0.0						
Wall D Window Sash	W	Brown	D	1.5						Chipped
Wall D Window Trim	W	Brown	D	1.9						Chipped
Wall D Window Jamb	W	Brown	D	1.5						Chipped
Wall D Window Sill	W	Brown	D	2.0						Chipped
Wall D Window Interior Track	W	Brown	D	1.4						Chipped
Wall D Window Exterior Track	W	Brown	D	3.1						Chipped
BEDROOM #2										
Door Trim	W	White	I	0.2						No Door

Key: (N/A- Not Applicable) (Inacc.-Inaccessible) (Sub.-Substrate) (G-Gypsum Board) (P-Plaster) (W- Wood)(WP-Wood Paneling) (CPT-Carpet) (C- Concrete) (Pl-Plastic) (M-Metal) (B-Brick)(T-Tile) (V-Vinyl) (A-Acoustic) (PC-Paint Condition) (I-Intact) (D- Defective) (UP-Unpainted) (XRF-X-Ray Fluorescence) (ALC-Apparent Lead Concentration)(AVG- Average)

Door Jamb	W	White	I	3.0						
Wall A	G	Orange	D	0.4						Holes
Wall B	G	Orange	D	0.1						Holes
Wall C	G	Orange	D	0.1						Holes
Wall D	G	Orange	D	0.1						Holes
Floor	CPT									
Ceiling	G	White	I	0.1						
Wall B Baseboard	W	White	I	0.0						
Wall C Window	W	Unpainted								No Trim or Components
Closet Door Jamb	W	White	D	0.2						No Door/Chipped
Closet Wall A	G	Blue	I	0.2						
Closet Wall B	W	Unpainted	I	-0.1						
Closet Wall C	G	Unpainted	I	0.2						
Closet Wall D	G	Unpainted	I	0.2						
Closet Ceiling	G	Unpainted	I	0.2						
Closet Floor	W	Unpainted								
BEDROOM #3										
Door Trim	W	White	I	0.2						No Door
Door Jamb	W	White	I	0.6						
Wall A	G	White	D	0.5						Chipped/Peeling
Wall B	G	White	D	0.4						Chipped/Peeling
Wall C	G	White	D	0.4						Chipped/Peeling
Wall D	G	White	D	0.8						Chipped/Peeling
Floor	CPT									
Ceiling	AT									
Wall B Baseboard	W	White	D	0.2						Chipped/Peeling
Wall C Window Sash (Left)	W	White	D	0.1						Chipped/Peeling
Wall C Window Trim (Left)	W	White	I	0.2						

Key: (N/A- Not Applicable) (Inacc.-Inaccessible) (Sub.-Substrate) (G-Gypsum Board) (P-Plaster) (W- Wood)(WP-Wood Paneling) (CPT-Carpet) (C- Concrete) (Pl-Plastic) (M-Metal) (B-Brick)(T-Tile) (V-Vinyl) (A-Acoustic) (PC-Paint Condition) (I-Intact) (D- Defective) (UP-Unpainted) (XRF-X-Ray Fluorescence) (ALC-Apparent Lead Concentration)(AVG- Average)

Wall C Window Jamb (Left)	W	White	D	0.0						Chipped/Peeling
Wall C Window Sill (Left)	W	White	D	0.2						Chipped/Peeling
Wall C Window Interior Track (Left)	W	White	I					X		Inaccessible/Intact
Wall C Window Exterior Track (Left)	W	Yellow	D					X		Inaccessible/Chipped/Peeling
Assume all Window Exterior Tracks in Bedroom #3 to contain lead paint based on inaccessibility and deteriorated condition.										
FRONT COMMON STAIRWELL										
Wall B	G	White	D	0.3						Holes
Wall C	G	White	D	0.1						Chipped
Wall D	G	White	D	0.0						Chipped
Stair Tread	W	Brown	D	0.1						Chipped
Stair Riser	W	Brown	D	-0.1						Chipped
Stair Exterior Stringer	W	Brown	I	0.2						
Stair Interior Stringer	W	Brown	I	0.0						
Stair Railing	W	Brown	D	0.1						Chipped
Floor	V									
Ceiling	G	White	I	0.2						
Wall A Door	M	Brown	D	0.0						Chipped
Wall A Door Casing	M	Brown	D	0.4						Chipped
Threshold	W	Brown	D	0.3						Chipped
EXTERIOR										
Walls A,B,C and D	V	Yellow								
Walls A Windows, 1st Floor	M									Aluminum Clad, no exposed wood
Walls B, C and D Windows 1st and 2nd Floors	M									Aluminum Clad, no exposed wood
Wall A Foundation	C	Pink	I	0.1						
Soffit & Fascia	V									

Key: (N/A- Not Applicable) (Inacc.-Inaccessible) (Sub.-Substrate) (G-Gypsum Board) (P-Plaster) (W- Wood)(WP-Wood Paneling) (CPT-Carpet) (C- Concrete) (Pl-Plastic) (M-Metal) (B-Brick)(T-Tile) (V-Vinyl) (A-Acoustic) (PC-Paint Condition) (I-Intact) (D- Defective) (UP-Unpainted) (XRF-X-Ray Fluorescence) (ALC-Apparent Lead Concentration)(AVG- Average)

Wall A Window Jamb, 2nd Floor (Center)	W	White	D	14.3						Chipped
Assume All Wall A Exterior 2nd Floor Window Jambs to contain lead paint based on similar appearance and XRF readings ≥ 1.0 mg/cm^2.										
GARAGE										
Walls A, B, C and D	V	Yellow								
Wall A Door (Right)	W	White	I	0.2						
Wall A Door Jamb	W	White	D	0.3						Chipped
Wall A Door Stop	W	White	D	0.1						Chipped
Wall A (Interior)										Open
Wall B (Interior)										Open
Wall C (Interior)	M	White	D	5.6						Chipped
Wall D (Interior)	M	White	D	5.6						Chipped
Ceiling										Open
Floor	C	Unpainted								
Windows										Boarded Up
Wall B Rear Door	W	Gray	D	0.1						Chipped

Key: (N/A- Not Applicable) (Inacc.-Inaccessible) (Sub.-Substrate) (G-Gypsum Board) (P-Plaster) (W- Wood)(WP-Wood Paneling) (CPT-Carpet) (C- Concrete) (Pl-Plastic) (M-Metal) (B-Brick)(T-Tile) (V-Vinyl) (A-Acoustic) (PC-Paint Condition) (I-Intact) (D- Defective) (UP-Unpainted) (XRF-X-Ray Fluorescence) (ALC-Apparent Lead Concentration)(AVG- Average)

4100862
DWELLING PORTRAIT
04.18.2017 09:35

Inspection 4100862
HAZARD LIVING RM
WINDOW SILL
04.18.2017 11:30

Inspection 4100862
KITCHEN
HAZARD WALL D
WINDOW

04.18.2017 11:02
Inspection 4100862
EXTERIOR
HAZARD WALL A 2ND FL
WINDOW JAMB


04.18.2017 11:10
Inspection 4100862
GARAGE
HAZARD INTERIOR
WALL D

United States Environmental Protection Agency

This is to certify that

Bruce M Robertson

has fulfilled the requirements of the Toxic Substances Control Act (TSCA) Section 402, and has received certification to conduct lead-based paint activities pursuant to 40 CFR Part 745.226 as:

Risk Assessor

In the Jurisdiction of:

All EPA Administered Lead-based Paint Activities Program States, Tribes and Territories

This certification is valid from the date of issuance and expires June 17, 2019

LBP-R-I165868-1
Certification #

June 03, 2016
Issued On

John Gorman, Chief
Pesticides & Toxic Substances Branch

United States Environmental Protection Agency

This is to certify that

Mark K Anatriello

has fulfilled the requirements of the Toxic Substances Control Act (TSCA) Section 402, and has received certification to conduct lead-based paint activities pursuant to 40 CFR Part 745.226 as:

Risk Assessor

In the Jurisdiction of:

All EPA Administered Lead-based Paint Activities Program States, Tribes and Territories

This certification is valid from the date of issuance and expires July 29, 2019

LBP-R-I166654-1

Certification #

July 15, 2016

Issued On

John Gorman, Chief

Pesticides & Toxic Substances Branch